

GAMECHANGER™

SCOREKEEPING CHEAT SHEET

1 Set your **starting lineup** from the game screen.

Set Starting Lineup

2 Tap **"Score Game."**

Score Game

Record Video

3 Go to the **Opponent** screen to scan their lineup or add lineup placeholders.

Undo

Redo

Score

My Team

Opponent

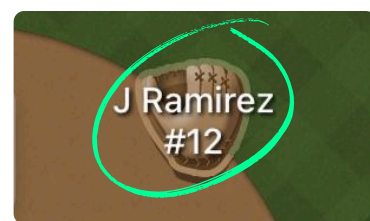
Plays

Stats

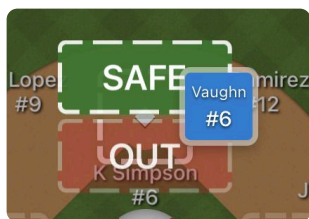
4 Tap the **Pitch** button to begin each at bat.



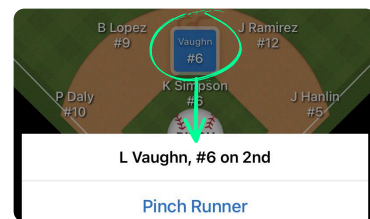
5 Drag fielders to where the ball is hit.



6 Manually advance runners or call them out on the base paths by dragging them **SAFE** or **OUT**.

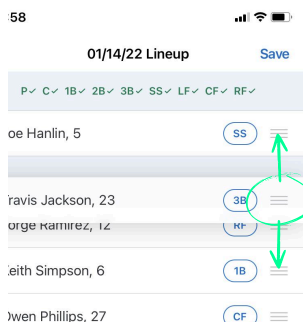


7 Tap on a player in the field or from the lineup to make a substitution.

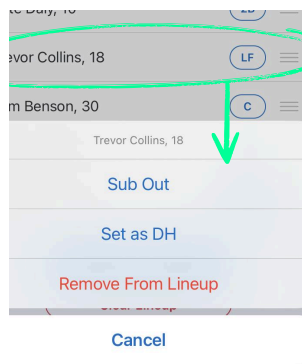


ADVANCED TIPS

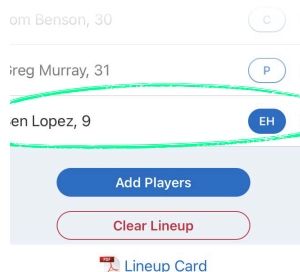
1 Drag and drop players to edit your batting order.



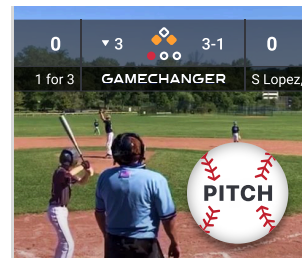
2 Tap on the player to set **DH or DP/Flex**.



3 Players will be listed as extra hitter (EH) if they aren't assigned a position.



4 Live stream AND score your games to enjoy Automatic Highlight Clips of every play.

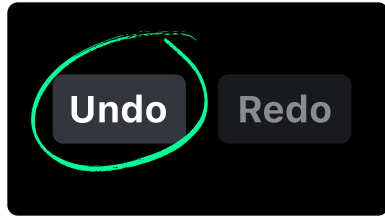


GAMECHANGER™

SCOREKEEPING CHEAT SHEET

MADE A MISTAKE? DON'T SWEAT IT.

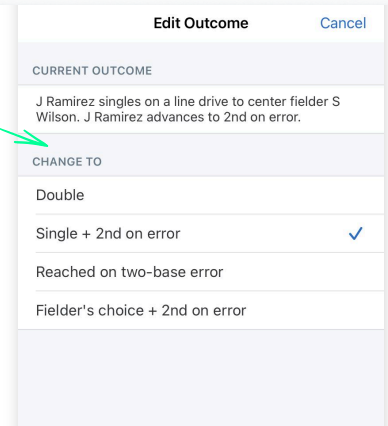
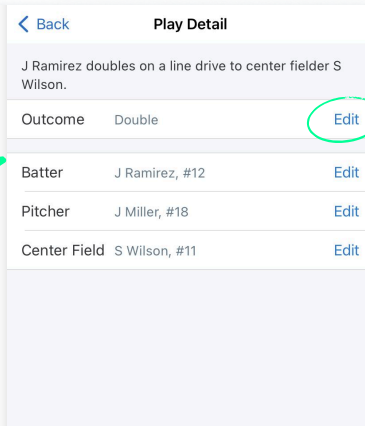
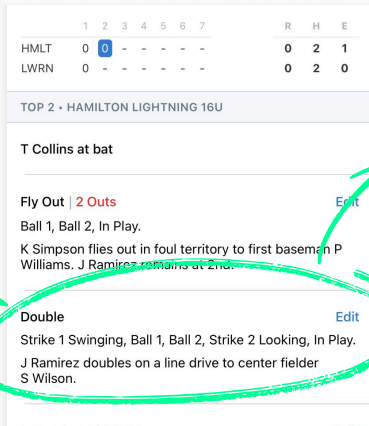
1 Use the **Undo** button to correct a mistake on the last play.



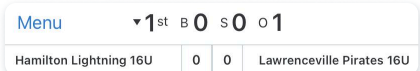
2 Change previous scoring decisions from the **Plays** tab.



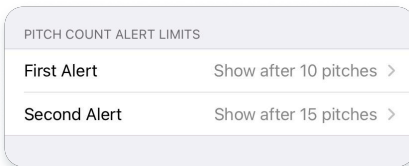
3 Correct play outcomes and fix missed substitutions.



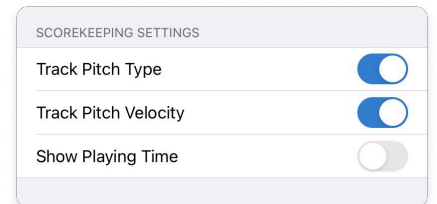
EXPERIENCE MORE FROM THE GAME MENU



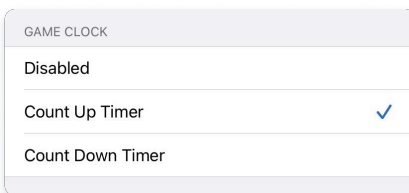
1 Set pitch count alerts.



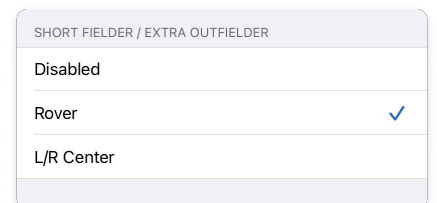
2 Track pitch type and velocity.



3 Turn on the game clock.



4 Add a 10th fielder.



RESOURCES

gc.com
help.gc.com

youtube.com/user/GameChangerSports
reddit.com/r/GameChangerApp

